

# SOLO® ADSS Short-Span Cables 2-144 Fibers

An Evolant® Solutions Product

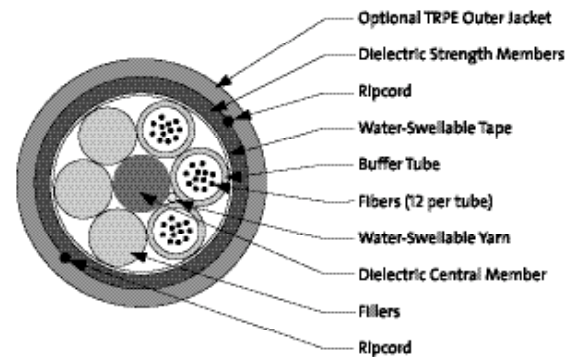
Corning  
Cable Systems

## Description

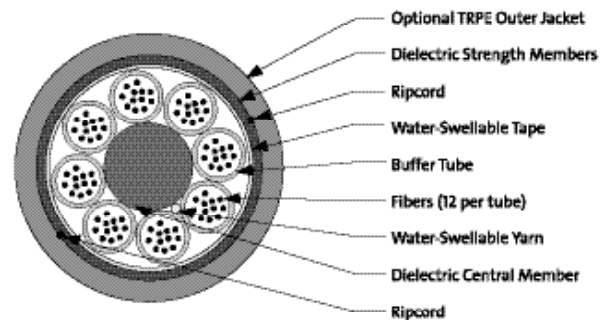
SOLO® ADSS Short-Span Optical Cables are all-dielectric, self-supporting (ADSS) cables designed for easy and economical one-step installation. The loose tube design provides stable performance over a wide temperature range and is compatible with any telecommunications-grade optical fiber.

## Features / Benefits

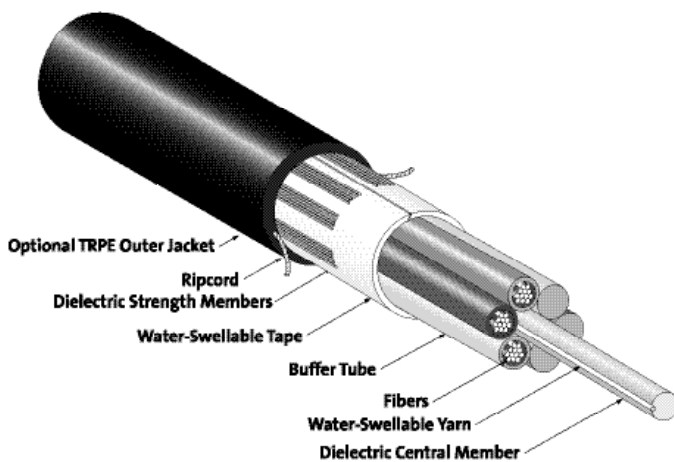
- Economical single-jacket design can span in excess of:
  - 300 ft in NESC heavy conditions
  - 500 ft in NESC medium conditions
  - 600 ft in NESC light conditions
- Available with a proprietary track-resistant polyethylene (TRPE) jacket suitable for installation in electric field potentials up to 25 kV
- Concentric, self-supporting cable design allows easy, one-step installation, using standard hardware and installation methods
- Innovative waterblocking design eliminates the need for traditional flooding compound, thus providing efficient and craft-friendly cable preparation
- S-Z stranded, loose tube design isolates fibers from installation and environmental rigors and facilitates midspan access



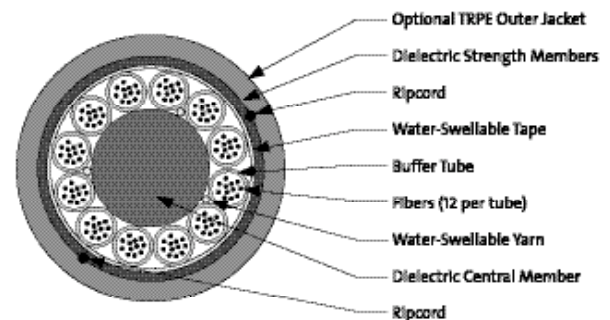
36-Fiber SOLO Cable | Drawing ZA-2615



96-Fiber SOLO Cable | Drawing ZA-2615



SOLO ADSS Cable | Drawing ZA-2615



144-Fiber SOLO Cable | Drawing ZA-2615



Product Specifications

# SOLO<sup>®</sup> ADSS Short-Span Cables

## 2-144 Fibers

An Evolant<sup>®</sup> Solutions Product

Corning  
Cable Systems

### Specifications

<b>Storage Temperature</b>	-40° to +70°C (-40° to +158°F)
<b>Installation Temperature</b>	-30° to +70°C (-22° to +158°F)
<b>Operating Temperature</b>	-40° to +70°C (-40° to +158°F)

Fiber Count	Number of Tube Positions	Nominal Weight kg/km (lb/1000 ft)	Nominal Outer Diameter mm (in) <sup>1</sup>	Minimum Bend Radius	
				Loaded cm (in)	Installed cm (in)
2-72	6	120 (81)	12.1 (0.48)	18.2 (7.1)	12.1 (4.8)
84-96	8	152 (102)	13.7 (0.54)	20.6 (8.1)	13.7 (5.4)
108-144	12	248 (167)	17.5 (0.69)	26.3 (10.3)	17.5 (6.9)

Notes:

<sup>1</sup> Actual diameter may vary by 0.5 mm.

Fiber Count	PLP <sup>®</sup> Dead-End Product	PLP Dead-End Part Number
2-72	FIBERLIGN <sup>®</sup> Dead-end for ADSS Medium Tension Dead-end	2872100
84-96		2872101
108-144		2872105

# SOLO<sup>®</sup> ADSS Short-Span Cables

## 2-144 Fibers

An Evolant<sup>®</sup> Solutions Product

Corning  
Cable Systems

### Sag and Tension Information

Installation Parameters				NESC Light		NESC Medium		NESC Heavy	
Fiber Count	Span m (ft)	Sag %	Tension N (lbf)	Sag %	Tension N (lbf)	Sag %	Tension N (lbf)	Sag %	Tension N (lbf)
2-72	15 (50)	1.0	223 (50)	1.0	574 (129)	1.9	760 (171)	2.5	1161 (261)
	30 (100)	1.0	445 (100)	1.2	1002 (225)	2.3	1296 (291)	3.0	1931 (434)
	46 (150)	1.0	668 (150)	1.3	1383 (311)	2.5	1763 (396)	3.3	2596 (584)
	61 (200)	1.0	890 (200)	1.4	1736 (390)	2.7	2194 (493)	3.6	3203 (720)
	76 (250)	1.0	1113 (250)	1.4	2072 (466)	2.8	2600 (585)	3.9	3770 (848)
	91 (300)	1.0	1335 (300)	1.5	2395 (538)	3.0	2989 (672)	4.1	4309 (969)
	107 (350)	1.0	1558 (350)	1.5	2708 (609)	3.1	3363 (756)	–	–
	122 (400)	1.0	1780 (400)	1.6	3014 (677)	3.2	3725 (837)	–	–
	137 (450)	1.0	2003 (450)	1.6	3312 (745)	3.3	4078 (917)	–	–
	152 (500)	1.0	2225 (500)	1.6	3605 (810)	3.3	4424 (994)	–	–
	168 (550)	1.0	2448 (550)	1.7	3894 (875)	–	–	–	–
	183 (600)	1.0	2670 (600)	1.7	4178 (939)	–	–	–	–
	84-96	15 (50)	1.0	284 (64)	1.0	642 (144)	1.9	816 (184)	2.5
30 (100)		1.0	568 (128)	1.1	1126 (253)	2.2	1399 (314)	3.0	2043 (459)
46 (150)		1.0	853 (192)	1.2	1560 (351)	2.5	1913 (430)	3.3	2754 (619)
61 (200)		1.0	1137 (256)	1.3	1966 (442)	2.6	2390 (537)	3.6	3406 (766)
76 (250)		1.0	1421 (319)	1.4	2354 (529)	2.8	2841 (639)	3.8	4018 (903)
91 (300)		1.0	1705 (383)	1.4	2729 (614)	2.9	3274 (736)	4.0	4600 (1034)
107 (350)		1.0	1990 (447)	1.5	3094 (696)	3.0	3694 (830)	–	–
122 (400)		1.0	2274 (511)	1.5	3451 (776)	3.1	4101 (922)	–	–
137 (450)		1.0	2558 (575)	1.5	3802 (855)	3.2	4500 (1012)	–	–
152 (500)		1.0	2842 (639)	1.6	4147 (932)	3.2	4891 (1099)	–	–
168 (550)		1.0	3127 (703)	1.6	4488 (1009)	–	–	–	–
183 (600)		1.0	3411 (767)	1.6	4825 (1085)	–	–	–	–
108-144		15 (50)	1.0	462 (104)	0.9	919 (207)	1.7	1102 (248)	2.2
	30 (100)	1.0	924 (208)	1.0	1615 (363)	2.0	1896 (426)	2.6	2660 (598)
	46 (150)	1.0	1386 (311)	1.1	2247 (505)	2.1	2606 (586)	2.9	3597 (809)
	61 (200)	1.0	1847 (415)	1.1	2843 (639)	2.3	3270 (735)	3.1	4460 (1003)
	76 (250)	1.0	2309 (519)	1.2	3417 (768)	2.4	3903 (877)	3.3	5274 (1186)
	91 (300)	1.0	2771 (623)	1.2	3974 (893)	2.5	4515 (1015)	3.5	6052 (1361)
	107 (350)	1.0	3233 (727)	1.2	4520 (1016)	2.6	5110 (1149)	–	–
	122 (400)	1.0	3695 (831)	1.3	5056 (1137)	2.6	5691 (1279)	–	–
	137 (450)	1.0	4157 (934)	1.3	5584 (1255)	2.7	6263 (1408)	–	–
	152 (500)	1.0	4619 (1038)	1.3	6106 (1373)	2.7	6825 (1534)	–	–
	168 (550)	1.0	5081 (1142)	1.3	6623 (1489)	–	–	–	–
	183 (600)	1.0	5542 (1246)	1.3	7136 (1604)	–	–	–	–

Note: Longer spans available upon request.

# SOLO® ADSS Short-Span Cables 2-144 Fibers

An Evolant® Solutions Product

Corning  
Cable Systems

## Transmission Performance Table

Fiber Code	K	C	E	E
Performance Option Code	30	31	01	00
Fiber Type	62.5/125 μm (850/1300 nm)	50/125 μm (850/1300 nm)	Single-mode (1310/1550 nm)	Single-mode (1310/1383/1550 nm)
Maximum Attenuation (dB/km)	3.5/1.0	3.5/1.5	0.4/0.4/0.3	0.35/0.35/0.25
Minimum LED Bandwidth (MHz•km)	200/500	500/500	- / - / -	- / - / -
Minimum Effective Modal Bandwidth (MHz•km)	220/ -*	510/ -*	- / - / -	- / - / -
Serial Gigabit Ethernet Distance (m)	300/550	600/600	5000/ - / -	5000/ - / -
Serial 10 Gigabit Ethernet Distance (m)	33/ -	82/ -	10000/40000	10000/40000

\* EMB when deployed with 850 nm, 1 Gb/s VCSELs as predicted by RML Bandwidth using FOTP-204.

## Ordering Information

Contact Customer Service for other options.

□ □ □ □ N □ - T □ S □ □ A 2 0  
**1 2 3 4 5 6 7 8 9 10 11 12 13 14**

**1 - 3** Select fiber count (002 to 144).

**4** Select fiber code (see Transmission Performance Table).

**5 / 12** Defines cable type.

N/A = SOLO® Single-Jacket Cable\*

**6** Select jacket.

4 = PE jacket (standard)  
 A = TRPE jacket

**7** Defines fiber placement.

T = 12 fiber/buffer tube (standard)

**8** Select length markings.

4 = Markings in feet (standard)  
 3 = Markings in meters

**9** Defines tensile strength.

S = SOLO Short-Span Cable

**10 - 11** Select performance option code.  
 (see Transmission Performance Table).

**13 - 14** Defines special requirements.

20 = No special requirements

\* N/A defines SOLO Single-Jacket Cable and is not a reference to "Not Applicable."



Corning Cable Systems LLC • PO Box 489 • Hickory, NC 28603-0489 USA  
 800-743-2675 • FAX: 828-901-5973 • International: +1-828-901-5000 • www.corning.com/cablesystems

Corning Cable Systems reserves the right to improve, enhance and modify the features and specifications of Corning Cable Systems products without prior notification. SOLO and Evolant are registered trademarks of Corning Cable Systems Brands, Inc. Discovering Beyond Imagination is a trademark of Corning Incorporated. All other trademarks are the properties of their respective owners. Corning Cable Systems is ISO 9001 certified. © 1995, 2006 Corning Cable Systems. All Rights Reserved. Printed in USA. EVO-360-EN / February 2006 / 2.5M