

ALTOS® All-Dielectric Cables

2-288 Fibers

An Evolant® Solutions Product

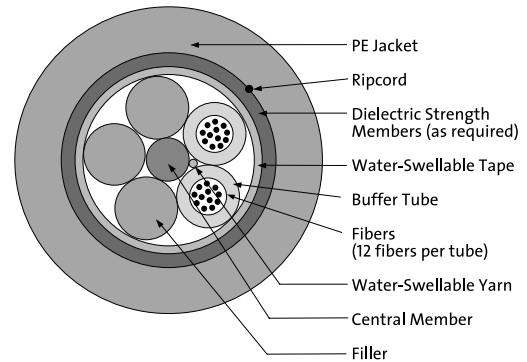
Corning
Cable Systems

Description

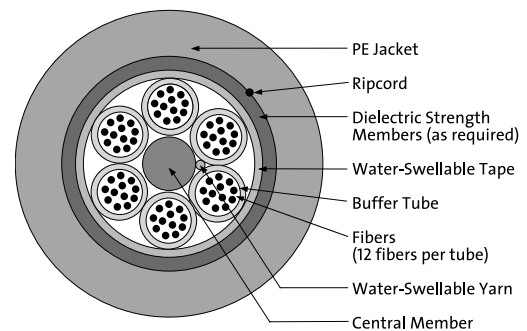
ALTOS® Dielectric Cables are lightweight cables designed for duct and aerial (lashed) installation. The loose tube design provides stable performance over a wide temperature range and is compatible with any telecommunications-grade optical fiber.

Features / Benefits

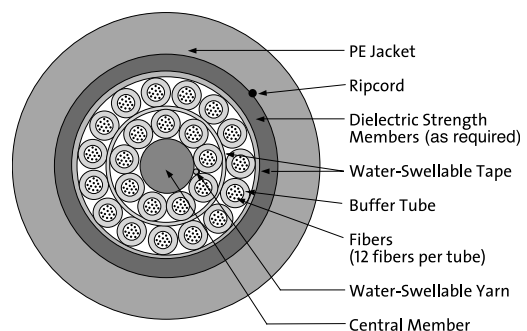
- Flexible, craft-friendly buffer tubes are easy to route in closures
- Standard buffer tube size reduces the number of access tools required by craft personnel
- Cables incorporate an innovative waterblocking design, eliminating the need for traditional flooding compound and providing efficient and craft-friendly cable preparation
- S-Z stranded, loose tube design isolates fibers from installation and environmental rigors and facilitates mid-span access
- Dielectric strength members have no preferential bend and require no bonding or grounding
- Medium-density PE jacket is rugged, durable and easy to strip
- Meets industry standards and specifications including ICEA-640 and Telcordia GR-20, and is listed with RUS 1755.900
- Up to 75 feet of buffer tube can be stored in splice closures and pedestals, providing flexibility for mid-span access



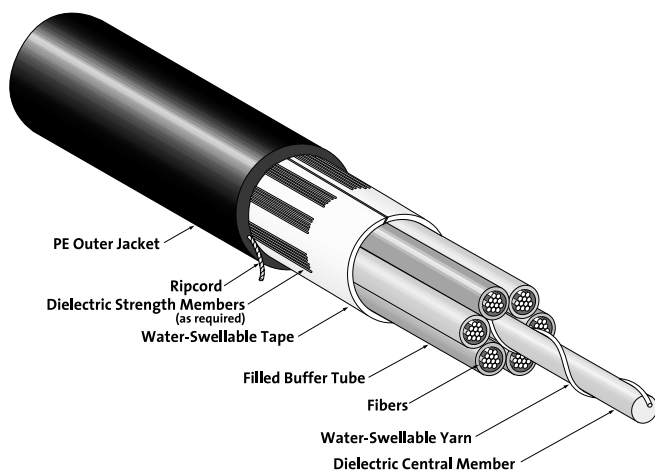
24-Fiber ALTOS Cable | Drawing ZA-2649



72-Fiber ALTOS Cable | Drawing ZA-2650



288-Fiber ALTOS Cable | Drawing ZA-780



ALTOS All-Dielectric Cable | Drawing ZA-785



Product Specifications

ALTOS® All-Dielectric Cables

2-288 Fibers

An Evolant® Solutions Product

Corning
Cable Systems

Specifications

Maximum Tensile Loads	Short-Term: 2700 N (600 lbf) Long-Term: 890 N (200 lbf)
Storage Temperature	-40° to +70°C (-40° to +158°F)
Installation Temperature	-30° to +70°C (-22° to +158°F)
Operating Temperature	-40° to +70°C (-40° to +158°F)

Fiber Count	Maximum Fibers per Tube	Number of Tube Positions	Number of Active Tubes	Central Member	Nominal Weight kg/km (lb/1000 ft)	Nominal Outer Diameter mm (in) ¹	Minimum Bend Radius Loaded cm (in)	Minimum Bend Radius Installed cm (in)
2-60	12	5	1-5	Dielectric	91 (67)	11.5 (0.46)	17.3 (6.8)	11.5 (4.6)
61-72	12	6	6	Dielectric	106 (76)	12.2 (0.49)	18.3 (7.2)	12.2 (4.9)
73-96	12	8	7-8	Dielectric	140 (98)	14.1 (0.56)	21.2 (8.3)	14.1 (5.6)
97-120	12	10	9-10	Dielectric	181 (124)	16.1 (0.64)	24.2 (9.5)	16.1 (6.4)
121-192	12	16	11-16	Dielectric	196 (136)	17.6 (0.70)	26.4 (10.4)	17.6 (7.0)
193-216	12	18	17-18	Dielectric	219 (150)	18.4 (0.73)	27.6 (10.9)	18.4 (7.3)
217-240	12	20	19-20	Dielectric	243 (163)	19.3 (0.76)	29.0 (11.4)	19.3 (7.6)
241-288	12	24	21-24	Dielectric	301 (202)	21.5 (0.85)	32.3 (12.7)	21.5 (8.5)

Notes:

¹ Actual diameter may vary by ±5%.

ALTOS® All-Dielectric Cables

2-288 Fibers

An Evolant® Solutions Product

Corning
Cable Systems

Transmission Performance Table

Fiber Code	K	C	E	E
Performance Option Code	30	31	01	00
Fiber Type	62.5/125 μm (850/1300 nm)	50/125 μm (850/1300 nm)	Single-mode (1310/1383/1550 nm)	Single-mode (1310/1383/1550 nm)
Maximum Attenuation (dB/km)	3.5/1.0	3.5/1.5	0.4/0.4/0.3	0.35/0.35/0.25
Minimum LED Bandwidth (MHz•km)	200/500	500/500	- / - / -	- / - / -
Minimum Effective Modal Bandwidth (MHz•km)	220/ -*	510/ -*	- / - / -	- / - / -
Serial Gigabit Ethernet Distance (m)	300/550	600/600	5000/ - / -	5000/ - / -
Serial 10 Gigabit Ethernet Distance (m)	33/ -	82/ -	10000/40000	10000/40000

* EMB when deployed with 850 nm, 1 Gb/s VCSELs as predicted by RML Bandwidth using FOTP-204.

Ordering Information

Contact Customer Service for other options.

□ □ □ □ W 4 - T □ 1 □ □ A 2 0
1 2 3 4 5 6 7 8 9 10 11 12 13 14

1 - 3 Select fiber count (002 to 288).

4 Select fiber code (see Transmission Performance Table).

5 / 12 Defines cable type.

W/A = ALTOS® Cable

6 Defines jacket.

4 = Dielectric

7 Defines fiber placement.

T = 12 fiber/buffer tube (standard)

8 Select length markings.

4 = Markings in feet (standard)

3 = Markings in meters

9 Defines tensile strength.

1 = 2700 N/600 lb (standard)

10 - 11 Select performance option code.
(see Transmission Performance Table).

13 - 14 Defines special requirements.

20 = No special requirements